

Sweepers

512 rider



IPC Eagle


28" Vacuum Sweeper

The 512 rider vacuum sweeper is easy to maneuver around tighter spaces, comfortable to ride on and simple to maintain.

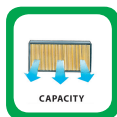
High Productivity



Up to 50,000 sq. ft./hour and 4 hour run time



Large hopper capacity



Self cleaning filter system provides for optimum vacuum performance



512 rider

Ergonomics, User Friendly



Easy to use control panel



Designed for maximum comfort



Designed to assure minimum noise levels



Battery level indicator



On board charger



Flashing beacon (Opt.)

Low Maintenance Costs



Dust filter replacement without tools




Easy access to motor compartment

High Performance



Main brush pressure adjustment with great dust control



Dust flap for large debris collection

Durability



Heavy duty chassis in fully coated steel



Body is made of molded polyethylene



Panel control switches protected against water and humidity

Sweepers
512 rider



Maximum comfort and extreme ease of use

Adjustable seat as standard



Easy access to internal components

Simple to tilt entire top body



Maximum brush wear saving

- Main brush pressure is easily adjusted from driving position
- The led indicator on dashboard allows constant view of brush pressure



Technical Data

512 E rider

Max Working Width	Inches/mm.	28" /700mm
Main Brush Width	Inches/mm.	20" /500mm
Productivity (Max Theoretical)	Sq Ft/M hour	39,726/3691
Hopper capacity	Gal/Ltr	13 Gal/50 Ltr
Power Supply	Voltage	2x12V
Filter Surface	Ft ² / m ²	22 Ft ² /2 m ²
Filter Shaker		Standard
Max Speed	Mph/Kmh	3.25 Mph/5.2 Kmh
Weight	Lbs/Kg	272 Lbs/123 Kg
Dimensions (LxWxH)	Inches	47" x30" x47"
Dimensions (LxWxH)	mm	1180mmx753mmx1182mm



IPC Eagle

3650 Dodd Rd • Eagan, MN 55123
 651.686.5399 • Fax 651.686.5695 • 800.486.2775
www.ipceagle.com

IPC Eagle Corporation Sales and Service Provided By: