


Sweepers

512/712

28", 36" Vacuum Sweeper



IPC Eagle



512




712

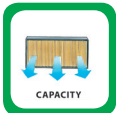
High Productivity



Up to 35,000 sq. ft./hour and 4 hour run time



Large hopper capacity



Self cleaning filter system provides for optimum vacuum performance

High Performance



Main brush pressure adjustment with great dust control



Dust flap for large debris collection

Ergonomics, User Friendly



Easy to use control panel



Great working visibility



Designed to assure minimum noise levels



Battery level indicator



On board charger

Low Maintenance Costs



Dust filter replacement without tools



Easy access to motor compartment

Durability



Heavy duty chassis in fully coated steel



Maximum protection against impact



Panel control switches protected against water and humidity

Sweepers 512/712



Maximum comfort and extreme ease of use



Easy access to internal components
Simple to tilt entire top body



Maximum brush wear saving
- Main brush pressure is easily adjusted from walking position



Technical Data		512 E	712 E
Max Working Width	Inches/mm.	28"/700mm	36"/900mm
Main Brush Width	Inches/mm.	20"/500mm	28"/700mm
Productivity (Max Theoretical)	Ft ² /M hour	27,117 Ft ² /2,519 M hour	34,865 Ft ² /3,239 M hour
Hopper capacity	Gal/Ltr	13 Gal/50 Ltr	17 Gal/65 Ltr
Power Supply	Voltage	12V	24V (2x12V)
Filter Surface	Ft ² / M ²	22 Ft ² /2 M ²	32 Ft ² /3 M ²
Filter Shaker		Standard	Standard
Max Speed	mph/Kmh	3 mph/5 Kmh	3 mph/5 Kmh
Weight	Lbs/Kg	165 Lbs/75 Kg	187 Lbs/85 Kg
Dimensions (LxWxH)	Inches	46"x29"x36"	46"x37"x36"
Dimensions (LxWxH)	mm	1160mmx740mmx920mm	1160mmx940mmx920mm



IPC Eagle

3650 Dodd Rd • Eagan, MN 55123
651.686.5399 • Fax 651.686.5695 • 800.486.2775
www.ipceagle.com

IPC Eagle Corporation Sales and Service Provided By: